

Wardrobe 22



sliding-hinged systems



INDEX

CARCASE IN 22mm THICK MFC	3
CARCASE DESIGNING SUGGESTIONS	5
CARCASE FITTING INSTRUCTIONS	6
HINGED FRONT SYSTEMS	7
DESIGN EXAMPLES FOR HINGED FRONTS	14
SLIDING SYSTEMS	15
DESIGN TYPES FOR SLIDING FRONTS	20
SLIDING SYSTEMS: GENERAL INFORMATION	21
CHARGING LIST	23
DRAWER SETS	26
ADDITIONAL ITEMS	28
WARDROBE ACCESSORIES	29
KNOBS / HANDLES	30
WARDROBE WIRE ACCESSORIES by VIBO	32
ORDERING EXAMPLES AND FORMS	34

CARCASE IN 22mm THICK MELAMINE



CARCASE IN 22 mm THICK MELAMINE

CARCASE FINISHES

PLAIN COLORS:



WHITE



BEIGE 112



GRAPHITE 121

WOOD REPRODUCTIONS:



BEECH



CHERRY



MAPLE



OAK 290

BASIC INFORMATION

ABS EDGINGS ARE ALWAYS THE SAME COLOR WITH THE REST OF THE STRUCTURE

STRUCTURE DEPTH IS 580mm

CLEAR HANGING DEPTH IS 555mm

MINIMUM REQUIRED SPACE FROM THE CEILING IN CASES OF HINGED FRONTS IS 30mm
(FOR SLIDING-FRONT SYSTEMS SEE ON PAGE 21)

CARCASE HAS 8mm THICK BACK PANEL IN THE SAME COLOR (GROOVE JOINED TO THE REST OF THE PANELS)

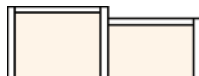
TOP AND BOTTOM PANELS ARE MOUNTED TO THE SIDE PANELS WITH SPECIFIC CONNECTORS
NOTE: FOR ADDITIONAL INFORMATION, SEE ON PAGE 6

EACH CARCASE COMPARTMENT IS PROVIDED WITH ONE FIXED SHELF WHICH IS INCLUDED IN THE INITIAL COST OF THE CARCASE

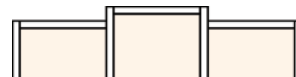
22mm THICK MFC COVERINGS FOR BEAMS OR PILLARS ARE DELIVERED PRE-DRILLED FOR CONNECTORS AND PRICKERS (FOR CHARGING SEE ON PAGE 25)

REDUSED DEPTH IN ONE OR MORE CARCASE COMPARTMENTS HAS NO EXTRA CHARGE

EXAMPLE:



OR:



CARCASE DESIGN SUGGESTIONS



1 COMPARTMENT



2 COMPARTMENTS



2 COMPARTMENTS WITH
1 VERTICAL PANEL



3 COMPARTMENTS



3 COMPARTMENTS WITH
1 VERTICAL PANEL



4 COMPARTMENTS WITH 2
VERTICAL PANELS



5 COMPARTMENTS

22 mm THICK CARCASE FITTING INSTRUCTIONS

1. SCREW THE PLASTIC FEET AT THE BOTTOM PANEL OF THE WARDROBE. THE GROOVE HAS TO BE ATOP AND ABACK. IDEAL POSITION FOR THE FEET IS RIGHT BENEATH THE DRILLING FOR THE SIDE PANELS.
2. ADJUST THE FURNITURE FEET WHERE THE WARDROBE WILL BE FITTED.
3. START BY FITTING THE DISTAL SIDE PANEL (GROOVE ON ONE SIDE) AFTER HAVING PLACED THE WOODEN PRICKERS AND METAL CONNECTORS IN THE APROPRIATE POSITIONS (HOLES).
4. FIT THE APROPRIATE BACK PANEL FIRSTLY IN THE GROOVE OF THE BOTTOM PANEL AND THEN IN THE GROOVE OF THE SIDE PANEL WITH A SLIGHT CREEP
5. THEN, FIT THE NEXT SIDE PANEL (GROOVE ON BOTH SIDES) AND PUT A FIXED SHELF (USING THE SHELF CONNECTORS) TO STABILIZE THE SIDE PANELS AND THE BACK PANELS.
6. CONTINUE FITTING THE CARCASE COMPARTMENTS THIS WAY (DEPENDING ON THE CASE) UNTIL YOU GET TO THE OTHER DISTAL SLIDE PANEL. (GROOVE ON ONE SIDE)
7. FIT THE TOP PANEL OF THE WARDROBE AFTER HAVING PLACED THE WOODEN PRICKERS AND METAL CONNECTORS IN THE APROPRIATE POSITIONS (HOLES). (THE GROOVE HAS TO BE BELOW AND ABACK). SCREW ALL THE CONNECTORS.
8. FINALLY, PUT ALL THE SHELVING, HANGING RAILS E.T.C



INFO : SIDE PANELS ARE DELIVERED PRE-DRILLED FOR SHELF CONNECTORS AND MOUNTING PLATES - IN CASES OF HINGED FRONTS - DUE TO YOUR ORDERING FORM.

EACH SIDE PANEL OF A WARDROBE HAS - DUE TO YOUR PLAN - SPECIFIC DRILLING SO CONSIDER EVERY MOVE TO AVOID ANY KIND OF MISFIT.

PAY THE SAME ATTENTION ALSO TO TOP AND BOTTOM PANELS IN CASES OF DIFFERENT SIZE OF COMPARTMENTS IN ONE WARDROBE.

FOR YOUR HELP PLEASE ADVISE THE PLAN YOU RECEIVE WITH EVERY ORDER


HINGED FRONT SYSTEMS



HINGED FRONTS

18 mm THICK MELAMINE FRONTS / ABS EDGED ALL AROUND IN FRONT COLOR PRICE GROUP 1

PLAIN COLORS: (BOARD DIMENSIONS 1810 mm X 3640 mm)



102 BEIGE

BEIGE 112

VANILIA 103

ORANGE 144

PLAIN COLORS: (BOARD DIMENSIONS 2050mm X 2780mm)



CAMEL U203

BURGUND U311

TAUPE GREY U750

WOODGRAIN COLORS: (BOARD DIMENSIONS 1810mm X 3640mm)

INFO: INTERNAL DOOR FACE IN PLAIN COLOR



WHITE
101

BLACK
105

BITTER GREY 901

WOODGRAIN COLORS: (BOARD DIMENSIONS 2050mm X 2780mm)



SAND LARCH
H3410

WOODLINE CREAM
H1424

WOODLINE MOKKA
H1428

DRIFTWOOD
H3090

WOOD REPRODUCTIONS: (BOARD DIMENSIONS 1810mm X 3640mm)



BEECH

CHERRY

MAPLE

WALNUT 1405

WALNUT 712

TEAK 404



GREY OAK 300

WOOD REPRODUCTIONS: (BOARD DIMENSIONS 1810mm X 3640mm)

INFO: HORIZONTAL GRAINS AT 1810mm DIMENSION - PLINTHS COME WITH VERTICAL GRAINS



OAK 290

WENGE 291

18mm THICK MELAMINE FRONTS IN GLOSS FINISH

PRICE GROUP 2

ABS EDGED ALL AROUND IN FRONT COLOR

PLAIN COLORS: (BOARD DIMENSIONS 2030mm X 2730mm)



SNOW WHITE SPAN SE 2 STONE GREY U133 MALAGA U177 AVOCADO U107

WOOD REPRODUCTIONS: (BOARD DIMENSIONS 2030mm X 2730mm)



F22/004 LIMBA BANGUI F06/159 SHINY OAK F06/160 DARK OAK

18mm THICK LAMINATE COATED POSTFORMED FRONT

PRICE GROUP 3

HORIZONTAL ABS EDGE IN FRONT COLOR

PLAIN COLORS: (BARS 30-35-40-45-50-60 WIDE & 3600mm HIGH)



ORANGE 144 R5 BEIGE 444 R5 VANILIA 715 R2

WOOD REPRODUCTIONS: (DOUBLE SIDED BOARDS OF 300-350-400-450-500-600 WIDTH AND 3640mm HEIGHT)

INFO: CODES 290 / 291 COME IN HORIZONTAL GRAINS - PLINTHS IN THESE COLORS COME WITH VERTICAL GRAINS



BEECH CHERRY BIRCH 2292 R2 SHINY 290 R5 WENGE 291 R5

18mm THICK CPL COATED WOODGRAIN POSTFORMED FRONT

PRICE GROUP 4

HORIZONTAL ABS EDGE IN FRONT COLOR

WOOD REPRODUCTIONS: (DOUBLE SIDED BOARDS OF 300-350-400-450

500-600-900mm WIDE AND 3000mm HEIGHT WITH HORIZONTAL GRAINS)



VL 39 VANILIA R3 VL 40 OAK R3 VL 41 BROWN OAK R3 VL 42 DARK OAK R3


INFO: PLINTHS COME WITH VERTICAL GRAINS

20mm THICK HPL COATED FRONT

PRICE GROUP 5

HORIZONTAL ABS EDGE IN FRONT COLOR

BARs OF 30-35-40-45-50-60-90 WIDE AND 360cm HIGH




001 WHITE 571 DARK RED 227 BEIGE 4384 WENGE 4390 ZEBRANO

HINGED FRONTS

19mm THICK SATIN LAQUERED FRONT ON MDF BOARD / WHITE FINISH

PRICE GROUP 5

MODELS :



518 CUSHIONED

519 SQUARE

538 WITH
GROOVED EFFECT

591 WITH HORIZONTAL
GROOVES

592 CIRCLES

INFO: MODELS 591 - 592 ARE ONLY AVAILABLE WITH INTERNAL DRAWER SETS

19mm THICK SATIN LAQUERED FRONT ON MDF BOARD/COLOURED FINISH

PRICE GROUP 5

MODELS: 518, 519, 538, 591, 592 (SEE PHOTOS ABOVE)

COLORS:



VANILIA
MIL 009

SAND BEIGE
MIL 028

BEIGE
S2005-Y50R

MAGNOLIA
S1005-Y20R

GREENY GREY
RAL 7032

MOCCA
RAL 1019



LIGHT GREEN
S0520-G40Y

ORANGE
RAL 1034

LIGHT GREY
RAL 7035

GRAPHITE
S8000-N

RED
S3560-Y90R

LIGHT BLUE
S0510-R90B



LIGHT BEIGE
MIL 011

PINK
MIL 501

FUSHSIA
TIPO RAL 4003

CARAMEL
S3020-Y30R

TITANIUM GREY
S4005-Y50R

LAVA
TIPO RAL 8019

19mm THICK SATIN LAQUERED MDF FRONT IN FRAME APPEARANCE

PRICE GROUP 6

WHITE FINISH

MODELS :



521

571

562

INFO: MAXIMUM AVAILABLE HEIGHT 1700 cm

19mm THICK SATIN LAQUERED MDF FRONT IN FRAME APPEARANCE

PRICE GROUP 6

MODELS : 521, 571, 562 (SEE PHOTOS ABOVE)

COLORS:



VANILIA
MIL 009

SAND BEIGE
MIL 028

BEIGE
S2005-Y50R

MAGNOLIA
S1005-Y20R

GREENY GREY
RAL 7032

MOCCA
RAL 1019



LIGHT GREEN
S0520-G40Y

ORANGE
RAL 1034

LIGHT GREY
RAL 7035

GRAPHITE
S8000-N

RED
S3560-Y90R

LIGHT BLUE
S0510-R90B



LIGHT BEIGE
MIL 011

PINK
MIL 501

FUSHIA
TIPO RAL 4003

CARAMEL
S3020-Y30R

TITANIUM GREY
S4005-Y50R

LAVA
TIPO RAL 8019

HINGED FRONT

19mm THICK VENEERED FRONT ON MDF BOARD

PRICE GROUP 7

MODELS :



518 CUSHIONED

519 SQUARE / VERTICAL GRAINS

520 SQUARE HORIZONTAL GRAINS

591 HORIZONTAL GRAINS AND GROOVES

INFO:

1. MODELS 50/591 ARE ONLY AVAILABLE IN OAK VENEER.
2. MODEL 591 IS ONLY AVAILABLE WITH INTERNAL DRAWER SETS.
3. MAXIMUM AVAILABLE HEIGHT IN MODEL 518 IS 2500mm.

COLORS:



CHERRY 403

BEECH

MAPLE

OAK

OAK 1100

OAK CHT 111



OAK SHH 47

OAK SHC 9

WENGE OAK

OAK 1004

OAK DCP S1005-Y20R

19mm THICK MULTILAMINAR VENEERED FRONT ON MDF BOARD

PRICE GROUP 8

MODELS :



519 SQUARE / VERTICAL GRAINS


520 SQUARE / HORIZONTAL GRAINS

591 HORIZONTAL GRAINS AND GROOVES

INFO :

MODEL 591 IS ONLY AVAILABLE WITH INTERNAL DRAWER SETS.

COLORS:



OAK

OAK CHT 111

WENGE OAK

OAK 1004

OAK SHH 47

OAK SHC 9



ZEBRANO

ZEBRANO SHC9

ZEBRANO 1004

TEAK

WALNUT

INFO :

WALNUT VENEER IN MODEL 519 (VEERTICAL GRAINS)

22mm THICK VENEERED PLYWOOD FRONTS IN FRAME APPEARANCE

PRICE GROUP 9-10

MODELS :



PLYWOOD
755-1



PLYWOOD
755-6

MODELS :



CHERRY 403



BEECH



OAK



OAK No2



OAK CHT 111



OAK 1100




OAK SHC 9




OAK SHH 47



WENGE OAK



OAK 1004




OAK DCP
S1005-Y20R

20 THICK ALUMINIUM FRAMED FRONTS IN COLORED GLASS


PRICE CATEGORY 9

MODELS :



903-1

COLORS:



212
WHITE



201
BLACK




208
ORANGE



207
RED



206
BORDEAUX



211
BEIGE



202
DARK BROWN



203
MOCCA



205
SILVER



210
LILAC



215
LIGHT BLUE





214
GREEN

DESIGN EXAMPLES FOR HINGED FRONTS



SLIDING FRONT SYSTEMS




SLIDING FRONTS

8mm THICK MFC BOARDS

PRICE GROUP 1

PLAIN COLORS: (BOARD DIMENSIONS 1810mm x 3640mm)

PLAIN COLORS: (BOARD DIMENSIONS 2050mm x 2780mm)



VANILIA 103



BEIGE 112



GRAPHITE 121



U203 CARAMEL




U311 BURGAND




U750 TAUPE GREY

WOOD GRAIN: (BOARD DIMENSIONS 1810mm x 3640mm)


INFO: INTERNAL BOARD FACE IN PLAIN COLOR



WHITE101




BLACK105




BITTER GREY 901

WOOD GRAIN COLORS: (BOARD DIMENSIONS 2050mm x 2780mm)



SAND LARCH
H3410



WOODLINE CREAM
H1424



WOODLINE MOKKA
H1428



H3090
DRIFTWOOD


WOOD REPRODUCTIONS: (BOARD DIMENSIONS 1810mm x 3640mm)



BEECH



CHERRY




MAPLE



WALNUT 712



TEAK 404



GREYOAK 300

WOOD REPRODUCTIONS: (BOARD DIMENSIONS 1810mm x 3640mm)

INFO: HORIZONTAL GRAINS AT 1810mm DIMENSION



OAK 290




WENGE 291

8mm THICK MFC BOARDS IN GLOSS FINISH

PRICE GROUP 2


COLORS: (BOARD DIMENSIONS 2030mm x 2730mm)




WHITE SPAN SE2



U107
AVOCADO



U133
STONE GREY



U177
MALAGA



F06/159
OAK



F06/160
DARK OAK



F22/004
LIMBA BANGUI

8mm THICK LAQUERED MDF BOARDS IN SATIN FINISH

PRICE GROUP 3


PLAIN COLORS: (BOARD DIMENSIONS 1810mm x 3030mm)



8mm THICK VENEERED MDF BOARD

PRICE GROUP 4

PLAIN COLORS: (BOARD DIMENSIONS 1810mm x 3030mm)



8mm THICK MULTILAMINAR VENEERED MDF BOARD

PRICE CATEGORY 5

PLAIN COLORS: (BOARD DIMENSIONS 1810mm x 3030mm)



SLIDING FRONTS

4mm THICK PERSPEX BOARDS IN FLUORINE FINISH

PRICE GROUP 3




4mm THICK SAFETY BOARDS IN COLOR FINISH

PRICE GROUP 3



212
WHITE



201
BLACK



208
ORANGE




207
RED



206
BORDEAUX




211
BEIGE



8017
DARK BROWN



203
MOCCA




7035
GREY

4mm THICK SAFETY GLASS BOARDS IN COLOR FINISH


PRICE GROUP 4




205
SILVER



210
LILAC



215
LIGHT BLUE



214
GREEN


INFO: ADDITIONAL ITEMS (SIDE PANELS, PLINTHS, FILLERS E.T.C) IN CASES OF GLASS SLIDING FRONTS SHOULD BE ORDERED FROM DIFFERENT MATERIAL AND COLOR AS GLASS SURFACES AND LAQUERED SURFACES OF THE SAME COLOR DON'T MATCH.

THICK SAFETY MIRROR BOARDS


PRICE GROUP 3-4



MIRROR



MIRROR
IN GREY EFFECT



MIRROR
IN BRONZE EFFECT

8mm THICK "LEATHER-LINE" MFC BOARDS

PRICE GROUP 4

"Leather - Line" sheets are glued in MFC surface boards with strong adhesive.
They are available in 6 plain colors and 13 fantasy designs.
Sheet dimensions 1000mm x 2600mm and delivery time 30 days.
In cases of small quantity needed minimum charging is **1,3M²**.

PLAIN "LEATHER LINE" COLORS




BEIGE




BROWN




DARK BROWN



BLACK




WHITE



CREAM


FANTASY "LEATHER LINE" DESIGNS



FLORAL BLACK



FLORAL WHITE



LEGUAN GOLD



LEGUAN SILVER



LEGUAN COPPER




CROCO BLACK



CROCO WHITE



STRUZZO WHITE



STRUZZO CREAM



STRUZZO
DARK BROWN



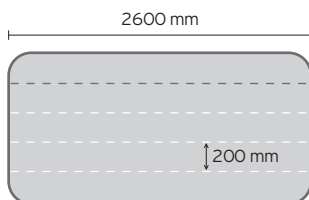
ZN 200
BROWN/BEIGE



ZN 200
BROWN/BEIGE



ZN 200
CREAM/BROWN



Fancy seams always parallel to the longer sheet edge

DESIGN TYPES FOR SLIDING DOORS



TYPE 1



TYPE 2



TYPE 3



TYPE 4



TYPE 5



TYPE 6



TYPE 7



TYPE 8



TYPE 9



TYPE 10




TYPE 11




TYPE 12

SLIDING SYSTEMS: GENERAL INFORMATION


ALUMINIUM FRAMES FOR SLIDING FRONTS



ALUMINIUM FINISH




BEIGE FINISH



BROWN FINISH

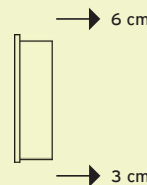
MAXIMUM FRAME HEIGHT 2,95m



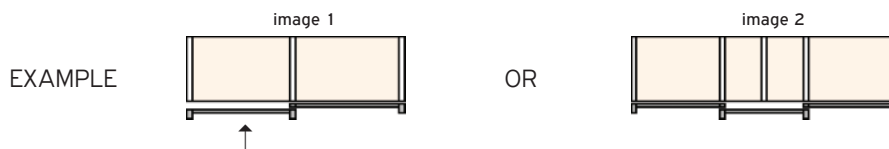
EXTERNAL FRAME INTERSECTION

TOTAL FRAME HEIGHT 90mm > CARCASE

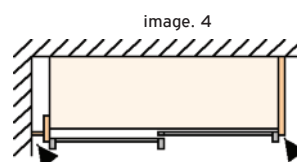
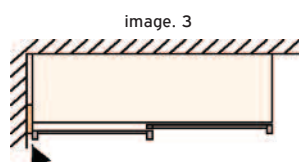
60mm TOP / 30mm BOTTOM



- MAXIMUM CARCASE HEIGHT 2860mm
- MINIMUM REQUIRED SPACE BETWEEN CARCASE AND CEILING IS 100mm. A 150mm HIGH FILLER IS REQUIRED AT THE TOP (FOR CHARGING SEE ON PAGE 28)
- TOTAL CARCASE HEIGHT 200mm < TOTAL ROOM HEIGHT (100mm PLINTH + 100mm FILL)
- MAXIMUM AVAILABLE WIDTH FOR ALUMINIUM FRAMES IS 1400mm
- MINIMUM SUGGESTED WIDTH FOR ALUMINIUM FRAMES IS 900mm
- EACH FRAME'S WIDTH IS CALCULATED BY DIVIDING THE CARCASE TO EQUAL COMPARTMENTS. THEREFORE, EACH CARCASE'S COMPARTMENT HAS THE SAME WIDTH WITH THE SLIDING FRAME (SEE IMAGES 1-2)
- IN CASES OF 2FRAMED WARDROBES TOTAL DEPTH OF EXTERNAL FRAME REACHES UP TO 670mm FROM THE BACK WALL (SEE IMAGE 1) BEWARE OF THIS IN CASES OF OPENINGS CLOSE TO YOUR WARDROBE




- IN CASES THAT THE WARDROBE IS FITTED IN AN ALCOVE, A SIDE PANEL OF 150mm DEEP MUST BE FITTED IN THE SIDE WALL TO ACHIEVE PROPER SLIDING (SEE IMAGE 3) IN CASES OF ENOUGH SPACE YOU CAN ALSO USE A FILLER (SEE IMAGE 4)
- IN CASES OF A FREESTANDING SIDE PANEL YOU SHOULD ASK FOR AN EXTRA SIDE PANEL (IN FRONT FINISH) DEEPER THAN THE CARCASE DEPTH JUST TO FILL THE SPACE BETWEEN THE CARCASE AND THE FRONT BUT ALSO LEAVING ENOUGH SPACE TO SLIDE THE FRAME PROPERLY (SEE IMAGE 4)
- IN CASES OF 2FRAMED WARDROBES THE "EXTERNAL" FRAME USUALLY IS FITTED BY THE SIDE WALL.



COLLABORATIONS:



CHARGING LIST



22mm THICK CARCASE

1 COMPARTMENT

HEIGHT \ WIDTH	< 220 cm	221-260 cm	> 261 cm
< 90 cm	155.50€	143.50€	134.20€
> 91 cm	120.10€	111.00€	103.70€

2 ΔΙΑΜΕΡΙΣΜΑΤΑ

HEIGHT \ WIDTH	< 220 cm	221-260 cm	> 261 cm
< 140 cm	126.90€	117.30€	110.00€
141-180 cm	110.20€	101.90€	95.40€
> 181 cm	95.70€	88.40€	82.90€

3 COMPARTMENTS

HEIGHT \ WIDTH	< 220 cm	221-260 cm	> 261 cm
< 170 cm	131.00€	121.40€	113.90€
171-210 cm	116.20€	107.90€	101.10€
211-250 cm	102.70€	95.20€	89.20€
> 251 cm	95.20€	88.10€	82.70€

4 COMPARTMENTS

HEIGHT \ WIDTH	< 220 cm	221-260 cm	> 261 cm
< 200 cm	133.90€	124.30€	116.70€
201-240 cm	120.90€	112.10€	105.30€
241-280 cm	107.90€	100.10€	94.10€
281-320 cm	98.50€	91.50€	85.80€
> 321 cm	93.10€	81.10€	81.10€

5 COMPARTMENTS

HEIGHT \ WIDTH	< 220 cm	221-260 cm	> 261 cm
< 250 cm	127.90€	118.60€	111.50€
251-290 cm	117.80€	109.20€	102.70€
291-330 cm	107.40€	99.80€	93.60€
331-370 cm	99.60€	92.30€	86.80€
> 371 cm	94.60€	87.90€	82.40€

6 COMPARTMENTS

HEIGHT \ WIDTH	< 220 cm	221-260 cm	> 261 cm
< 290 cm	126.90€	117.80€	110.80€
291-330 cm	118.30€	109.70€	103.20€
331-370 cm	108.90€	101.10€	95.20€
371-410 cm	101.70€	94.40€	88.70€
411-450 cm	95.70€	88.90€	83.50€
> 451 cm	92.00€	85.30€	80.30€

- SAME CHARGING FOR WHITE MFC AND COLORED OR WOOD REPRODUCTION MFC CARCASE
- CHARGING IS PER SQUARE METER OF CARCASE
- CHARGING INCLUDES BOTTOM, TOP, BACK, SIDE PANEL AND ONE FIXED SHELF FOR EACH COMPARTMENT

22 mm THICK MFC SHELVING

code	width cm	depth cm	price
R030055.22	30	55,5	6,80
R035055.22	35	55,5	7,30
R040055.22	40	55,5	7,80
R045055.22	45	55,5	8,30
R050055.22	50	55,5	8,60
R060055.22	60	55,5	9,60
R070055.22	70	55,5	10,70
R080055.22	80	55,5	11,70
R090055.22	90	55,5	12,70
R100055.22	100	55,5	13,80
R120055.22	120	55,5	15,90

22mm THICK MFC FIXED SHELVING

code	width cm	depth cm	price
V030055.22	30	55,5	12,50
V035055.22	35	55,5	13,00
V040055.22	40	55,5	13,50
V045055.22	45	55,5	14,00
V050055.22	50	55,5	14,30
V060055.22	60	55,5	15,30
V070055.22	70	55,5	16,40
V080055.22	80	55,5	17,40
V090055.22	90	55,5	18,50
V100055.22	100	55,5	19,50
V120055.22	120	55,5	21,60

VERTICAL PANEL

code	height cm	depth cm	price
X100055.22	100	55,5	52,50
X150055.22	150	55,5	62,90
X200055.22	200	55,5	73,10
X250055.22	250	55,5	83,50
X300055.22	300	55,5	93,60

BEAM / PILLAR COVERINGS

PILLAR COVERING 22mm THICK MFC

CHARGING PER PIECE

52.60 €

BEAM COVERING 22mm THICK MFC

CHARGING PER LINEAR METER

26.30 €

INFO


Ordering compartments with reduced depth - in order to avoid covering beams or pillars - has no extra charge

DRAWER SETS

EXTERNAL DRAWER SETS

(ONLY FOR HINGED SYSTEMS)

- STEEL DRAWER SYSTEM: 150mm HIGH PROFILES, BOTTOM AND BACK PANEL MADE OF 16mm THICK MFC IN LIGHT GREY COLOR
- DRAWER SETS OF 2 TO 5 DRAWERS. EXTERNAL PANEL HEIGHT 200mm
- EACH DRAWER IS DELIVERED ASSEMBLED (SEE PHOTO)
EXTERNAL PANEL IS DELIVERED PREDRILLED AND PACKAGED




PER DRAWER

57,90 €

INTERNAL DRAWER SETS

- STEEL DRAWER SYSTEM: 150mm HIGH PROFILES, BOTTOM AND BACK PANEL MADE OF 16mm THICK MFC IN LIGHT GREY COLOR
- DRAWER SETS OF 2 TO 5 DRAWERS. EXTERNAL PANEL HEIGHT 200mm
- DELIVERED WITH TWO EXTRA 16mm THICK MFC SIDE PANELS WITH FIXED DRAWER RUNNERS
- IN CASE THAT THE FRONT SYSTEM IS HINGED OR SLIDED WHERE A DRAWER SET IS FITTED, A 34mm THICK MFC FILLER IS REQUIRED
- EXTERNAL DRAWER PANELS ARE ALSO MADE OF MFC (JUST LIKE THE CARCASE) AND DELIVERED PREDRILLED



TYPE

PRICE

• DRAWER SET WITH 1 DRAWER	103,40 €
• DRAWER SET WITH 2 DRAWERS	154,00 €
• DRAWER SET WITH 3 DRAWERS	204,60 €
• DRAWER SET WITH 4 DRAWERS	255,20 €
• DRAWER SET WITH 5 DRAWERS	305,80 €

INTERNAL DRAWER SETS WITH INTEGRATED “BLUMOTION” SYSTEM

- EACH DRAWER IS MADE OF 16mm THICK MFC IN CARCASE COLOR
- DRAWER SETS OF 2 TO 5 DRAWERS: EXTERNAL PANEL HEIGHT 200mm
- DELIVERED WITH TWO EXTRA 16mm THICK MFC SIDE PANELS WITH FIXED DRAWER RUNNERS
- EACH DRAWER HAS AN EXTRA 16mm THICK MFC PANEL (SAME COLOUR WITH THE CARCASE)
- IN CASE THAT THE FRONT SYSTEM IS HINGED OR SLIDED WHERE A DRAWER SET IS FITTED, A 34mm FILLER IS REQUIRED



TYPE

PRICE

• DRAWER SET WITH 1 DRAWER	163,40 €
• DRAWER SET WITH 2 DRAWERS	293,40 €
• DRAWER SET WITH 3 DRAWERS	423,40 €
• DRAWER SET WITH 4 DRAWERS	533,40 €
• DRAWER SET WITH 5 DRAWERS	683,40 €

HINGED DOORS

TYPES	PRICE GROUP	PRICE/m ²
• 18mm THICK MELAMINE FRONTS/ABS EDGED ALL AROUND IN FRONT COLOR	1	52,00 €
• 18mm THICK MELAMINE FRONTS IN GLOSS FINISH/ABS EDGED ALL AROUND IN FRONT	2	91,00 €
• 18MM THICK LAMINATE COATED POSTFORMED FRONT/HORIZONTAL ABS EDGE IN FRONT COLOR	3	109,00 €
• 18mm THICK CPL COATED WOODGRAIN FRONT/HORIZONTAL ABS EDGE IN FRONT COLOR	4	135,00 €
• 20mm THICK HPL COATED FRONT/HORIZONTAL ABS EDGE IN FRONT COLOR	5	166,00 €
• 19mm THICK SATIN LAQUERED FRONT ON MDF BOARD IN WHITE FINISH	5	166,00 €
• 19mm THICK SATIN LAQUERED FRONT ON MDF BOARD IN COLORED FINISH	5	166,00 €
• 19mm THICK SATIN LAQUERED MDF FRONT IN FRAME APPEARANCE/WHITE FINISH	6	192,00 €
• 19mm THICK SATIN LAQUERED MDF FRONT IN FRAME APPEARANCE/COLORED FINISH	6	192,00 €
• 19mm THICK VENEERED FRONT ON MDF BOARD	7	244,00 €
• 19mm THICK MULTILAMINAR VENEERED FRONT ON MDF BOARD	8	283,00 €
• 20mm THICK ALUMINIUM FRAMED FRONT IN COLORED GLASS	9	322,00 €
• 22mm THICK VENEERED PLYWOOD FRONT IN FRAME APPEARANCE	9	322,00 €
• 22mm THICK VENEERED PLYWOOD FRONT IN FRAME APPEARANCE/GRILLE EFFECT	10	390,00 €

SLIDING DOORS

SLIDING SYSTEMS	PRICE GROUP	PRICE/m ²
• SLIDING ALUMINIUM FRAMED FRONT(UP TO 3 HORIZONTAL DIVISIONS)	CHARGING PER FRONT	340,00 €
• SLIDING ALUMINIUM FRAMED FRONT(4-6 HORIZONTAL DIVISIONS)	CHARGING PER FRONT	385,00 €
• CUSHIONING SYSTEM FOR SLIDING FRONT	SURCHARGE PER FRONT	104,00 €

BOARD FOR SLIDING FRONTS	PRICE GROUP	PRICE/m ²
• 8mm THICK MFC BOARD	1	39,00 €
• 8mm THICK MFC BOARD IN GLOSS FINISH	2	65,00 €
• 8mm LAQUERED MDF BOARD IN SATIN FINISH (WHITE OR COLORED)	3	117,00 €
• 4mm THICK PERSPEX BOARD IN FUORINE FINISH	3	117,00 €
• 4mm THICK SAFETY MIRROR BOARD	3	117,00 €
• 4mm THICK SAFETY GLASS BOARD IN COLOR FINISH (GL 1 GROUP)	3	117,00 €
• 4mm THICK SAFETY GLASS BOARD IN COLOR FINISH (GL 2 GROUP)/SAFETY MIRROR IN BRONZE EFFECT	4	169,00 €
• 8mm THICK "LEATHER-LINE" MFC BOARDS	4	169,00 €
• 8mm THICK VENEERED MDF BOARD	4	169,00 €
• 8mm THICK MULTILAMINAR VENEERED MDF BOARD	5	198,00 €

INFO

1. CHARGING IN HINGED FRONTS IS PER SQUARE METER
2. CHARGING IN SLIDING BOARDS IS PER SQUARE METER
3. TOTAL COST OF SLIDING FRONTS COMES FROM THE SLIDING SYSTEM COST AND THE BOARD PANEL COST
4. HINGES IN HINGED FRONTS HAVE NO EXTRA CHARGE
5. MINIMUM CHARGING IN "LEATHER LINE" BOARDS IS 1,3 SQUARE METER
6. KNOBS OR HANDLES HAVE EXTRA CHARGE (SEE ON PAGE 31)

ADDITIONAL ITEMS

PLINTHS

PRICE PER LINEAR METER/DELIVERED IN 10/15cm WIDE BOARDS (DEPENDING ON BOARD DIMENSIONS) SEE ON PAGES 8-9
MDF BOARDS ARE 3,00m LONG

	width cm	height cm	PG.1	PG.2	PG.3	PG.4	PG.5	PG.6
FSL 10100	10	100	3,10	3,80	14,60	17,20	18,20	19,50
FSL 15100	15	100	4,70	5,70	17,20	19,80	20,80	22,10

FILLERS (BOTH SIDE EDGED, PAINTED OR VENEERED)

PRICE PER LINEAR METER/DELIVERED IN 10/15cm WIDE BOARDS (DEPENDING ON BOARD DIMENSIONS) SEE ON PAGES 8-9
MDF BOARDS ARE 3,00m LONG

	width cm	height cm	PG.1	PG.2	PG.3	PG.4	PG.5	PG.6
RDT1610	10	100	11,10	11,80	22,60	25,20	26,20	27,50
RDT1615	15	100	12,70	13,70	25,20	27,80	28,80	30,10

SIDE PANELS

PRICE PER PIECE 60cm DEEP/ATTENTION REQUIRED TO EACH BOARDS DIMENSIONS

	width cm	height cm	PG.1	PG.2	PG.3	PG.4	PG.5	PG.6
SPH	60	273-300	80,00	113,00	205,90	226,80	290,90	327,80

SHELVING

ATTENTION: CHARGING PER m² - 60cm DEEP

	depth cm	PG.1	PG.2	PG.3	PG.4	PG.5	PG.6
EHK	60	358,10	429,90	788,00	859,50	1002,80	1146,10

ADDITIONAL ITEM'S PRICE GROUP LIST


PG. 1	COLORED MELAMINE
PG. 2	MELAMINE IN GLOSS FINISH
PG. 3	POST FORMED VL BOARD
PG. 4	HPL SPECO BOARD/SATIN WHITE-COLORED LAQUERED MDF
PG. 5	VENEERED CHIPBOARD
PG. 6	MULTILAMINAR VENEERED CHIPBOARD

WARDROBE ACCESSORIES

- **FOLDING DOOR SYSTEM** PER 2-PANEL SYSTEM
LEFT OR RIGHT HINGED SIDE IS REQUIRED 226,20 €
- TOTAL COST OF FOLDING FRONTS COMES FROM THE FOLDING SYSTEM COST AND THE FRONT PANEL COST
(CHARGING PER SQUARE METER)

WARDROBE ACCESSORIES

- **OVAL HANGING RAIL** LINEAR METER 3,50 €
(2 TUBE BEARINGS ARE INCLUDED)
- **CENTRE TUBE SUPPORT** PER PIECE 3,76 €
- **CENTRE TUBE SUPPORT WITH CUP** PER PIECE 3,84 €



- **WARDROBE LIFT** PER PIECE 116,50 €



- **FIXED SHOE SHELF** PER PIECE 30,79 €
(ADJUSTABLE WIDTH 560mm - 1000mm)



- **"TITANIO"** CL16680 119,74 €
(WARDROBE ROTARY HALOGEN LIGHT)



- **ILLUMINATED HANGING RAIL USING LED TECHNOLOGY** LITE505 141,13 €
(POWERED BY INTEGRATED BATTERY WITH SWITCH AUTOMATIC
DEACTIVATION AFTER 45 SECONDS) LITE656 166,79 €
LITE823 179,61 €
LITE974 205,26 €
LITE1141 218,11 €
LITE1292 256,58 €

KNOB/HANDLES

KNOB



M 218/25



M 205/25



M 28



M 32



M 34



M 35



KM 1



KM 2



KM 3



KM 4



KM 7

HANDLES



K 633/096



K 633/128



D 9



D 10



D 25



D 38



489/128



39/128



43/128



D 100/99



D 2700 128



D 2223 160



2380 192



D 3473 128



D 83 160/192



D 5891 128



D 78 BAR HANDLE



D 79 192



D 82 160



D 80 192



D 84 128

SUGGESTED KNOBS FOR INTERNAL DRAWER SETS



M27



D81.64

KNOBS

M 218/25	5,66€
M 205/25	4,45€
M 28	4,11€
M 32	7,71€
M 34	4,45€
M 35	4,45€
KM 1	4,45€
KM 2	4,11€
KM 3	4,11€
KM 4	4,11€
KM 7	3,08€

HANDLES

K 633/096	3,08€
K 633/128	3,42€
D 9	7,03€
D 10	7,71€
D 25	6,68€
D 38	3,95€
489/128	15,92€
39/128	3,42€
43/128	3,95€
D 100/99	4,45€
D 2700 128	7,03€
D 2223 160	6,71€
D 3473 128	7,02€
D 2380 192	10,61€
D 5891 128	4,45€
D 78	D78.L160 7,79€ / L210 9,08€ / L310 12,66€ / L360 15,24 / L410 16,95€ L510 19,50€ / L710 24,97€ / L810 27,55€ / L910 30,63€
D 79.192	8,97€
D 80.192	8,21€
D 82.160	7,71€
D 83.160/192	6,92€
D 84 128	7,45€

SUGGESTED KNOBS FOR INTERNAL DRAWER SETS

M 27	4,11€
D81.64	7,71€

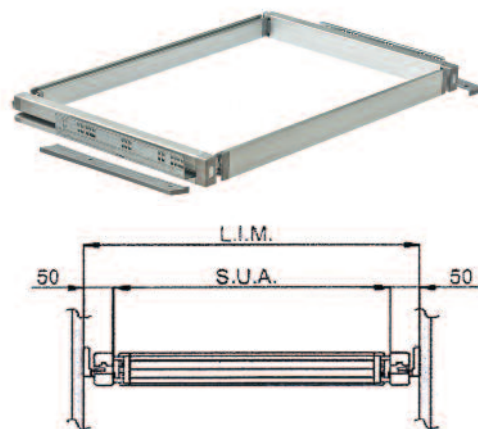
WARDROBE WIRE ACCESSORIES BY VIBO

WIDTH ADJUSTABLE PULL-OUT, FULL EXTENSION SLIDES WITH SOFT-CLOSING SYSTEM(526mmDEEP)

AT 41/55MMAL	109,20€
AT 55/69MMAL	119,90€
AT 69/83MMAL	132,90€
AT 83/97MMAL	145,80€
AT 97/110MMAL	158,70€


ART. CODE	L.I.M.	S.U.A.
AT41/55MM	410-550	310-450
AT55/69MM	550-690	450-590
AT69/83MM	690-830	590-730
AT89/97MM	830-970	730-870
AT97/110MM	970-1100	870-1000

LIM: WARDROBE INNER WIDTH
SUA: USABLE SPACE FOR INSERTING ACCESSORIES



ABS SPACER FOR PULL OUT ACCESSORIES

AD 25/10DXG (RIGHT)	8,45€
AD 25/10SXG (LEFT)	8,45€



PULL OUT WIRE BASKET UNIT FITTED WITH CLIPS FOR MOUNTING ON THE FRAME

ACF40AL	31,50€
ACF48AL	33,00€
ACF72AL	44,80€

CODE	DIMENSIONS
ACF40AL	410x510x151
ACF48AL	490x510x151
ACF72AL	730x510x151




CAN BE COMBINED WITH TUFTED MAT ATT40/ATT48/ATT7

PULL OUT WIRE TRAY BASKET FITTED WITH CLIPS FOR MOUNTING ON THE FRAME

AVF31AL	27,00€
AVF40AL	28,50€
AVF48AL	30,50€
AVF72AL	42,70€

CODE	DIMENSIONS
AVF31AL	320x510x87
AVF40AL	410x510x87
AVF48AL	490x510x87
AVF72AL	730x510x87



CAN BE COMBINED WITH TUFTED MAT ATT40/ATT48/ATT7

PULL OUT WIRE TROUSER HOLDER

APP46AL	55,00€	READY FOR MOUNTING ON THE FRAME
APP72AL	92,60€	

CODE	DIMENSIONS
APP46AL	465x510x103
APP72AL	719x510x103



PULL OUT BEECH TROUSER HOLDER

APP46LF	90,60€	READY FOR MOUNTING ON THE FRAME
APP72LF	98,70€	

CODE	DIMENSIONS
APP46LF	455x510x60
APP72LF	720x510x60



APP7LF CAN BE COMBINED WITH AVP10T

WARDROBE ACCESSORIES VIBO

TUFTED MAT (FOR PULL OUT WIRE TRAYS OR BASKETS)

ATT32	7,00€
ATT40	7,90€
ATT48	9,00€
ATT72	11,00€



PULL OUT LAUNDRY BASKET WITH REMOVABLE BAG (READY FOR MOUNTING ON THE FRAME)

APS46LF (BEECH WOOD FRAME)	34,60€
APS46MAL (WIRE FRAME)	41,00€



METALLIC BASKET

ACVL32VG	86,70€
ACCL32	98,90€

CODE	DIMENSIONS
ACVL32VG	305x505x86
ACCL32	305x505x148




NATURE BEECH TIE AND BELT ORGANIZER (FOR EPOXY COATED STEEL PLATE BASKETS ONLY)

ADLF	39,50€
------	--------

CODE	DIMENSIONS
ADLF	300x476x60


ADJUSTABLE TO ACCOMMODATE 12 OR 15 COMPARTMENTS



DEPTH ADJUSTABLE MULTI PURPOSE TRANSLUCENT SAN TRAY

AVP10T	26,00€
--------	--------

CODE	DIMENSIONS
AVP10T	98x(440-520)x43



TRANSLUCENT SAN TRAY BASKET (READY FOR MOUNTING ON THE FRAME)

AVP24	29,90€
AVP32	34,40€
AVP40	34,60€
AVP48	42,70€

CODE	DIMENSIONS
AVP24	240x508x85
AVP32	320x508x85
AVP40	400x508x85
AVP48	480x508x85



PULLOUT WIRE SHOE RACK (FITTED WITH CLIPS FOR MOUNTING ON THE FRAME)

44,00€
46,40€

AS40AL
AS48AL

CODE	DIMENSIONS
ASL40AL	390x510x200
ASL48AL	470x510x200



**N. SOTIROPOULOS
& SONS SA**

SLIDING SYSTEM ORDERING FORM

CUSTOMER'S NAME :

REFERENCE

WARDROBE I / 3rd FLOOR

ORDER DATE

DELIVERY DATE

WARDROBE TYPE

CARCASE COLOR

TWO-DOOR

THREE-DROOR

OAK 290

FRONT TYPE: 3
(SELECTION FORM PAGE 20)

FRONT'S MATERIAL AND COLOR 290 MFC 8mm THICK
(ONE OR MORE)

INTERNAL DRAWER'S
KNOB
M27 D81.64

FRONT MATERIAL:
(PLEASE NOTICE EACH SPACE'S MATERIAL)

FRAME'S FINISH ALUMINIUM

CLARIFICATION OF
INTERNAL DOOR

LEFT

RIGHT

TOTAL ROOM'S HEIGHT : 2,74 m.

TOTAL CARCASE'S WIDTH : 3,42 μ.

MFC 290
MFC 291
MFC 290

PLANVIEW WITH DIMENSIONS (cm)



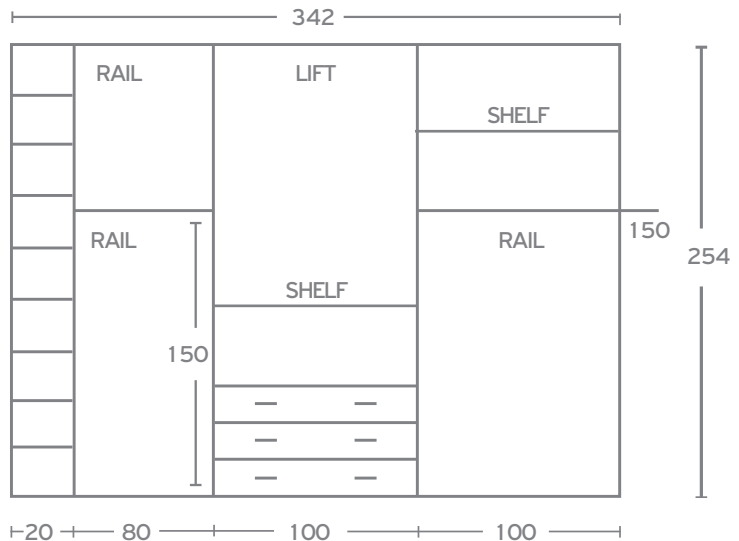
BEAM DIMENSIONS (cm)



ADDITIONAL ITEMS
(CLARIFICATION OF MATERIAL AND COLOR)

INTERIOR WARDROBE ELEVATION

MFC 290/18mm THICK
2 SIDE PANELS 15X280cm
2 PLINTHS 10cm HIGH
1 PLINTH 15cm HIGH



CLARIFICATIONS

REDUCED DEPTH
(360mm) IN THE
LEFT SINGLE
COMPARTMENT

REDUCED DEPTH (360mm)

**N. SOTIROPOULOS
& SONS SA**

HINGED SYSTEM ORDERING FORM

CUSTOMER'S NAME :

REFERENCE

WARDROBE II / 2nd FLOOR

ORDER DATE

DELIVERY DATE

CAR CASE'S COLOR

HANDLE'S TYPE

GRAPHITE 121

D5891.128

FRONT'S MATERIAL/COLOR MFC 290/18mm THICK

INTERNAL DRAWER'S
KNOB

M27 D81.64

TOTAL ROOM'S HEIGHT 2,87m.

TOTAL CARCASE'S WIDTH 2,40m.

ADDITIONAL ITEMS
(CLARIFICATION OF MATERIAL AND COLOR)

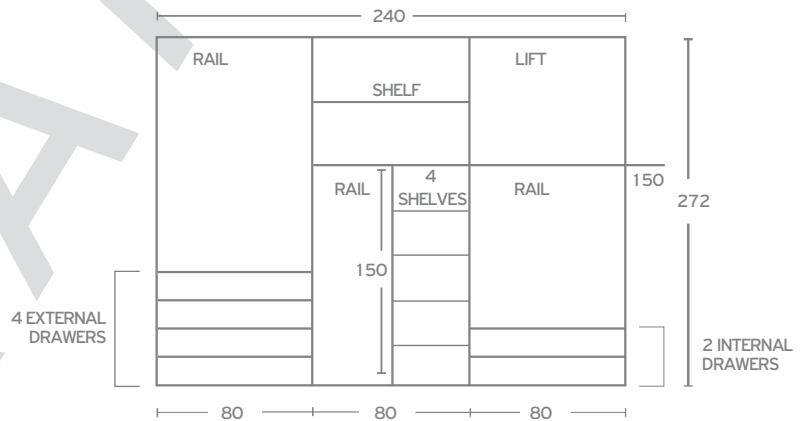
MFC 90/18mm THICK
2 SIDE PANELS 15X280cm
2 PLINTHS 10cm HIGH
1 PLINTH 15cm HIGH

PLANVIEW WITH DIMENSIONS (cm)



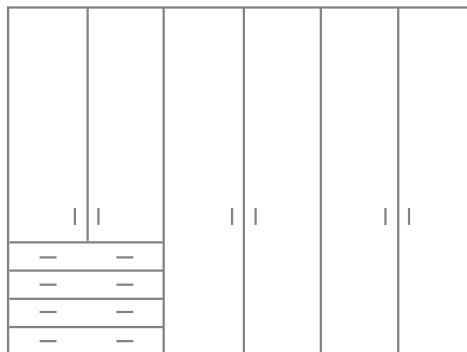
BEAM DIMENSIONS(CM)

INTERIOR WARDROBE ELEVATION



CLARIFICATIONS

EXTERIOR WARDROBE ELEVATION





N.Sotiropoulos & Sons SA

Agiou Georgiou, 193 00, Aspropyrgos

Tel.: 0030 210 5578067-70, Fax: 0030 210 5595285

e-mail: info@veltina.gr